

EPCAT-22





ECHELON™
SUPPLY AND SERVICE


ENERGY PRODUCTS





Whitby • Mississauga • Laval • Calgary • Edmonton • Red Deer


MNPT x MNPT Brass Ends		
		
Part #	Hose ID	Ends
EP26000-4	1/4"	1/4" MP
EP35000-6	3/8"	3/8" MP
EP51000-8	1/2"	1/2" MP


MNPT x 9/16"-18 LH SWIVEL Brass Ends		
		
Part #	Hose ID	Ends
EP41000-4	1/4"	1/4" MP X 9/16" LH
EP42000-6	3/8"	3/8" MP X 9/16" LH


FSAE FL. SWIVEL x FSAE FL. SWIVEL Brass Ends		
		
Part #	Hose ID	Ends
EP48000-4	1/4"	3/8" FSAE
EP48000-6	3/8"	3/8" FSAE
EP67000-8	1/2"	1/2" FSAE


SNMPOLXF x MNPT Brass Ends		
		
Part #	Hose ID	Ends
EP36000-4	1/4"	POL x 1/4" MP

9/16"-18 LH x 9/16"-18 LH Brass Ends		
		
Part #	Hose ID	Ends
EP34000-4	1/4"	9/16"-18 LH
EP34000-6	3/8"	9/16"-18 LH

SNMPOLXF x 1/4" M. INV. FL. Brass Ends		
		
Part #	Hose ID	Ends
EP32000-4	1/4"	POL x 1/4" In. Fl.

MNPT x FSAE FL. SWIVEL Brass Ends		
		
Part #	Hose ID	Ends
EP27000-4	1/4"	1/4" MP x 3/8" SAE
EP28000-6	3/8"	3/8" MP x 3/8" SAE
EP64000-8	1/2"	1/2" MP x 1/2" SAE

SNMPOL x SNMPOL Brass Ends		
		
Part #	Hose ID	Ends
EP31000-4	1/4"	XF x NOXF

FSAE SWIVEL x 9/16"-18 LH SWIVEL Brass Ends		
		
Part #	Hose ID	Ends
EP44000-4	1/4"	3/8" SAE x 9/16" LH
EP44000-6	3/8"	3/8" SAE x 9/16" LH

- Ordering information: To determine the part number, place the length in inches where the 000s appear in the series number. Example: An EP26000-4 series hose x 20' long would be part number EP26240-4.
- Please specify OAL (overall length) if the tip to tip measurement of the hose is critical.

**MNPT x FNPT
Brass Ends**



Part #	Hose ID	Ends
EP24000-4	1/4"	1/4" MP x 1/4" FP
EP25000-6	3/8"	3/8" MP x 3/8" FP
EP46000-8	1/2"	1/2" MP x 1/2" FP

**SNMPOLXF x M1"x20
Brass Ends**



Part #	Hose ID	Ends
EP39000-4	1/4"	POLHW x Male

**M1"x20 x F1 X20
Brass Ends**



Part #	Hose ID	Ends
EP40000-4	1/4"	Male x Female

FQCC BTU Ratings

Black - 110,000 BTU (for grills and smaller appliances)

Green - 250,000 BTU (for RVs and larger appliances)

**BLACK FQCC x 1/4" M.INV.FL.
Brass Ends**



Part #	Hose ID	Ends
EP84000-4	1/4"	FQCC x 1/4" Inv.Fl.

**BLACK FQCC x 1/4" MNPT
Brass Ends**



Part #	Hose ID	Ends
EP85000-4	1/4"	FQCC x 1/4" MNPT

**GREEN FQCC x 1/4" M.INV.FL.
Brass Ends**



Part #	Hose ID	Ends
EP86000-4	1/4"	FQCC x 1/4" Inv.Fl.

**GREEN FQCC x 1/4" MNPT
Brass Ends**



Part #	Hose ID	Ends
EP87000-4	1/4"	FQCC x 1/4" MNPT

**BLACK FQCC x M1"x20
Brass Ends**




Part #	Hose ID	Ends
EP88000-4	1/4"	FQCC x Male


**GREEN FQCC x M1"x20
Brass Ends**





Part #	Hose ID	Ends
EP89000-4	1/4"	FQCC x Male


- Ordering information: To determine the part number, place the length in inches where the 000s appear in the series number. Example: An EP26000-4 series hose x 20' long would be part number EP26240-4.
- Please specify OAL (overall length) if the tip to tip measurement of the hose is critical.

MNPT x MNPT Steel Ends		
		
Part #	Hose ID	Ends
EPS26000-4	1/4"	1/4" MNPT
EPS35000-6	3/8"	3/8" MNPT
EPS51000-8	1/2"	1/2" MNPT
EPS52000-12	3/4"	3/4" MNPT
EPS53000-16	1"	1" MNPT
EPS54000-20	1-1/4"	1-1/4" MNPT
EPS55000-24	1-1/2"	1-1/2" MNPT
EPS56000-32	2"	2" MNPT


FSAE x FSAE Steel Ends		
		
Part #	Hose ID	Ends
EPS48000-4	1/4"	3/8" FSAE x 3/8" FSAE
EPS48000-6	3/8"	3/8" FSAE x 3/8" FSAE
EPS67000-8	1/2"	1/2" FSAE x 1/2" FSAE


MNPT x FSAE FL. SWIVEL Steel Ends		
		
Part #	Hose ID	Ends
EPS27000-4	1/4"	1/4" MP x 3/8" SAE
EPS28000-6	3/8"	3/8" MP x 3/8" SAE
EPS64000-8	1/2"	1/2" MP x 1/2" SAE


FJIC xFJIC Steel Ends		
		
Part #	Hose ID	Ends
EPS71000-4	1/4"	1/4" FJIC x 1/4" FJIC
EPS72000-6	3/8"	3/8" FJIC x 3/8" FJIC
EPS73000-8	1/2"	1/2" FJIC x 1/2" FJIC
EPS74000-12	3/4"	3/4" FJIC x 3/4" FJIC
EPS75000-16	1"	1" FJIC x 1" FJIC
EPS76000-20	1-1/4"	1-1/4" FJIC x 1-1/4" FJIC
EPS77000-24	1-1/2"	1-1/2" FJIC x 1-1/2" FJIC
EPS78000-32	2"	2" FJIC x 2" FJIC


MNPT x FJIC FL. SWIVEL Steel Ends		
		
Part #	Hose ID	Ends
EPS57000-4	1/4"	1/4" MP x 1/4" FJIC
EPS58000-6	3/8"	3/8" MP x 3/8" FJIC
EPS59000-8	1/2"	1/2" MP x 1/2" FJIC
EPS60000-12	3/4"	3/4" MP x 3/4" FJIC
EPS61000-16	1"	1" MP x 1" FJIC
EPS62000-20	1-1/4"	1-1/4" MP x 1-1/4" FJIC
EPS63000-24	1-1/2"	1-1/2" MP x 1-1/2" FJIC
EPS70000-32	2"	2" MP x 2" FJIC


- Ordering information: To determine the part number, place the length in inches where the 000s appear in the series number. Example: An EP26000-4 series hose x 20' long would be part number EP26240-4.
- Please specify OAL (overall length) if the tip to tip measurement of the hose is critical.

TYPE I ST. STEEL REINFORCED		
MNPT x MNPT SS Reinforced & Steel Ends		
		
Part #	Hose ID	Ends
EPSR53000-16	1"	1" MNPT Both Ends
EPSR54000-20	1-1/4"	1-1/4" MP Both Ends
EPSR55000-24	1-1/2"	1-1/2" MP Both Ends
EPSR56000-32	2"	2" MP Both Ends

MNPT x FJIC SS Reinforced, Steel Ends		
		
Part #	Hose ID	Ends
EPSR61000-16	1"	1" MP x 1" FJIC
EPSR62000-20	1-1/4"	1-1/4" MP x 1-1/4" FJIC
EPSR63000-24	1-1/2"	1-1/2" MP x 1-1/2" FJIC
EPSR64000-32	2"	2" MP x 2" FJIC

FJIC x FJIC SS Reinforced, Steel Ends		
		
Part #	Hose ID	Ends
EPSR75000-16	1"	1" FJIC Both Ends
EPSR76000-20	1-1/4"	1-1/4" FJIC Both Ends
EPSR77000-24	1-1/2"	1-1/2" FJIC Both Ends
EPSR78000-32	2"	2" FJIC Both Ends

TYPE III		
MNPT x FSAE FL. SWIVEL Steel Ends		
		
Part #	Hose ID	Ends
EPCAR27000-6	3/8"	1/4" MNPT x 3/8" FSAE

FSAE FL. SWIVEL BOTH ENDS Steel Ends		
		
Part #	Hose ID	Ends
EPCAR48000-6	3/8"	3/8" FSAE BOTH ENDS
EPCAR67000-8	1/2"	1/2" FSAE BOTH ENDS

- Ordering information: To determine the part number, place the length in inches where the 000s appear in the series number. Example: An EP26000-4 series hose x 20' long would be part number EP26240-4.
- Please specify OAL (overall length) if the tip to tip measurement of the hose is critical.

**Standard Low Temperature
FrostFLEX**
Temp. Rating -40°F to +180°F (-40°C to +82°C)



Manufactured in the USA

Assembled and tested by:
HosePower Canada

Certified by:
Canadian Standards Association

Available in:

Part #	Hose ID and Length
EPS531500-16	1" x 125'
EPS531800-16	1" x 150'

**Extreme Low Temperature
TundraFLEX**
Temp. Rating -65°F to +180°F (-53°C to +82°C)





Manufactured in the USA


Assembled and tested by:
HosePower Canada

Certified by:
Canadian Standards Association

Available in:


Part #	Hose ID and Length
EPLTS531500-16	1" x 125'
EPLTS531800-16	1" x 150'

**RotaSeal Hose Swivel
Squibb Taylor**



Part #	Inlet	Outlet
EPAL109	1" FNPT	1" MNPT

**Delivery Hose Nozzle
Squibb Taylor**



Part #	Inlet	Outlet
EPAL343P	1" FNPT	1-3/4" FACME

**VAPOUR PROPANE TORCH
CSA Approved**



Part #	Description
EPVT80	220,000 BTU Torch Only

**VAPOUR PROPANE TORCH KITS
Torch, Regulator and Hose Installed**



Part #	Description
EPVT80A	EPVT80 Torch, Regulator and 10' CSA Hose Assembly Installed
EPVT80B	As above with 15' CSA Hose
EPVT80C	As above with 20' CSA Hose

**VAPOUR PROPANE TORCH KITS
Bagged for Display**

Part #	Description
EPVT80D	As above with 10' CSA Hose
EPVT80E	As above with 15' CSA Hose
EPVT80F	As above with 20' CSA Hose

**VAPOUR PROPANE TORCH KITS
Boxed for Display**

Part #	Description
EPVT80G	As above with 10' CSA Hose
EPVT80H	As above with 15' CSA Hose
EPVT80I	As above with 20' CSA Hose

**CSA HOSE ASSEMBLY
for EPVT80 Torch**



Part #	Description
EP41120-4	1/4" ID CSA Hose, 1/4" MNPT x 9/16"-18 LH, 10' long
EP41180-4	As above but 15' long
EP41240-4	As above but 20' long

**VAPOUR REGULATOR AND HOSE KITS
for EPVT80 Torch**



Part #	Description
EP1200-30B	0 - 30 psi adj. regulator with SNMPOLXF inlet and 10' CSA Hose Assembly installed
EP1200-30C	As above but 15' CSA Hose
EP1200-30D	As above but 20' CSA Hose

**VAPOUR REGULATOR KIT
for EPVT80 Torch**



Part #	Description
EP1200-30A	0 - 30 psi adj. regulator with SNMPOLXF inlet and 1/4" FNPT outlet

**REPLACEMENT PARTS
For Model EPVT80 Vapour Torch**

Part #	Description
EPVT80TH	Torch Head
EPVT80O	Orifice
EPVT80FB	Filter Bushing

CSA APPROVED HOSE ASSEMBLIES
Liquid and Vapour Propane Torches



Part #	Description
EP34120-4	1/4" ID x 10' c/w 9/16" -18 LH Brass Swivels Both Ends
EP34180-4	As above but 15'
EP34240-4	As above but 20'



Part #	Description
EP41120-4	1/4" ID x 10' c/w 9/16" -18 LH Brass Swivel x 1/4" MNPT
EP41180-4	As above but 15'
EP41240-4	As above but 20'



Part #	Description
EP44120-4	1/4" ID x 10' c/w 9/16" -18 LH Brass Swivel x 3/8" FSAE Brass Swivel
EP44180-4	As above but 15'
EP44240-4	As above but 20'

REGULATORS
Liquid and Vapour Propane Torches



Part #	Description
EP1200-30	0-30psi Adj. Regulator

REGULATOR KITS
Vapour Propane Torches



Part #	Description
EP1200-30E	EP1200-30 Adj. Regulator, SNMPOLXF inlet, 9/16" -18 LH outlet installed














Part #	Description
EP1200-30F	EP1200-30 Adj. Regulator, SNMPOLXF inlet, 3/8" MSAE outlet installed

REGULATOR and HOSE KITS
Vapour Propane Torches



Part #	Description
EP1200-30B	EP1200-30 c/w SNMPOLXF inlet, CSA 10' hose assembly outlet, to 9/16" -18 LH
EP1200-30C	As above, with 15' hose
EP1200-30D	As above with 20' hose

REGULATORS Liquid Propane Torches	
	
Part # EP1200-30G	Description EP1200-30 Adj. Regulator c/w Liquid Inlet Fitting, relief valve and 9/16" -18 LH outlet fitting installed
	
Part # EP1200-30H	Description EP1200-30 Adj. Regulator c/w Liquid Inlet Fitting, relief valve and 3/8" MSAE outlet fitting installed
	
Part # EP1200-30I	Description EP1200-30 Adj. Regulator c/w Liquid Inlet Fitting, relief valve, tee, gauge, 9-16" -18 LH outlet fitting installed
	
Part # EP1200-30J	Description EP1200-30 Adj. Regulator c/w Liquid Inlet Fitting, relief valve, tee, gauge, 3/8" MSAE outlet fitting installed.
Pressure Gauge 0-30 psi	
	
Part # PGD2-30LM	Connection 1/4" Bottom Mount

REGULATOR FITTINGS	
Inlet Fitting (Vapour)	
	
Part # EP2003-T	Description SNMPOLXF x 1/4" MNPT vapour inlet fitting
Outlet Fitting	
	
Part # 135-LB	Description 1/4" MNPT x 9/16" - 18 LH vapour & liquid outlet fitting
Outlet Fitting	
	
Part # 48-6B	Description 1/4"MNPT x 3/8"MSAE vapour & liquid outlet fitting
Inlet Fitting (Liquid)	
	
Part # EPME306	Description CGA1550 x 1/4"FNPT liquid inlet fitting
Relief Valve	
	
Part # EPMEH225	Description Liquid Relief Valve, 1/4"MNPT connection
Needle Valve	
	
Part # EPP208	Description Needle valve, 9/16"-18LH inlet, 1/4"MNPT outlet

**REGULATOR
0-20 psi Adjustable**



Part #	Inlet	Outlet
EP1200-20	1/4" FNPT	1/4" FNPT



Part #	Inlet	Outlet
EP1200-20A	SNMPOLXF	1/4" FNPT

**HOSE ASSEMBLIES
150,000 and 375,000 BTU Direct Fired**



Part #	Description
EP26240-4	1/4" ID, CSA, Brass 1/4" MNPT Both Ends, 20' long



Part #	Description
EPS26240-4	1/4" ID, CSA, Steel 1/4" MNPT Both Ends, 20' long

INLET FITTING



Part #	Hose Size
EP2003-T	SNMPOLXF x 1/4" MNPT

**REGULATOR AND HOSE KIT
Pre-Assembled**



Part #	Description
EP1200-20B	EP1200-20 c/w EP2003-T inlet, EP26240-4 outlet, brass ends, installed



Part #	Description
EP1200-20C	EP1200-20 c/w EP2003-T inlet, EPS26240-4 outlet, steel ends, installed

**HOSE ASSEMBLIES
400,000 BTU Direct Fired**



Part #	Description
EPS52180-12	3/4" ID, CSA, Steel 3/4" MP Both Ends, 15' long

**1,000,000 BTU and 1,500,000
BTU Dual Fuel Direct Fired**



Part #	Description
EPS54180-20	1-1/4" ID, CSA, Steel, 1-1/4" MP Both Ends, 15' long

**Two Cylinder Manifolds
Standard**



Part #	Description
EP2CM-1	FPOL x MPOL Tee Block c/w 24" CSA Approved Hose Assembly Installed
EP2CM-2	FPOL x MPOL Tee Block c/w 48" CSA Approved Hose Assembly Installed

Heavy Duty



Part #	Description
EP2CM-3	Heavy Duty Tee Block c/w 24" CSA Approved Assembly Hose Installed
EP2CM-4	Heavy Duty Tee Block c/w 48" CSA Approved Assembly Hose Installed

**Propane Tank Hose Extension
(420# Cylinders)**



Part #	Description
EPTHEXT	24" FPOL x MPOL CSA Approved Hose Assembly

**Three Cylinder Manifolds
Standard**



Part #	Description
EP3CM-1	FPOL x MPOL Cross Block c/w (2) 24" CSA Approved Hose Assemblies Installed
EP3CM-2	FPOL x MPOL Cross Block c/w (2) 48" CSA Approved Hose Assemblies Installed

Heavy Duty




Part #	Description
EP3CM-3	(2) Heavy Duty Tee Blocks c/w (2) 24" CSA Approved Hose Assemblies Installed.
EP3CM-4	(2) Heavy Duty Tee Blocks c/w (2) 48" CSA Approved Hose Assemblies Installed.


**Propane Tank Manifold Extension
(420# Cylinders)**




Part #	Description
EPTMEXT	24" MPOL x 1/4" MNPT CSA Approved Hose Assembly c/w FPOLxFPOL Teel Block Installed

NATURAL GAS HEATER PARTS	
HOSE ASSEMBLY KIT	
For 90,000 BTU Natural Gas Heater	
	
Part #	Description
EPRHK1	3/4" ID x 50' CSA hose, ball valve, 1/2" QD socket, 3/4" QD plug, installed


HOSE ASSEMBLY ONLY	
For EPRHK1 Kit Above	
	
Part #	Description
EPS52600-12	3/4" ID x 50' CSA Hose Assy.

QUICK DISCONNECTS	
Plug and Socket	
	
Part #	Description
EP100-008	1/2" QD Socket
EP100-510	3/4" QD Plug


BALL VALVE	
CSA 600 WOG	
	
Part #	Description
BV-075BRN-CSA	3/4" FNPT Ball Valve

PROPANE HEATER PARTS	
HOSE ASSEMBLY KIT	
For 90,000 BTU Propane Heater	
	
Part #	Description
EPRHK2	1/2" ID x 50' CSA hose, ball valve, 3/8" QD socket, regulator, installed

HOSE ASSEMBLY ONLY	
For EPRHK2 Kit Above	
	
Part #	Description
EPS64600-8	1/2" ID x 50' CSA Hose Assy.

QUICK DISCONNECT	
Socket	
	
Part #	Description
EP100-006	3/8" QD Socket

BALL VALVE	
CSA 600 WOG	
	
Part #	Description
BV-050BRN-CSA	1/2" FNPT Ball Valve


REGULATOR KIT	
For Propane Radiant Heater	
	
Part #	Description
EP60X60M	Regulator with SNMPOLXF Inlet and 3/8" FNPT Outlet

CSA HOSE ASSEMBLIES - LPG & NG
3/8" ID, 3/8" MP x 3/8" FSAE Brass Ends




Part #	Hose Length
EP28120-6	10'
EP28144-6	12'
EP28180-6	15'
EP28240-6	20'
EP28300-6	25'

QUICK DISCONNECT
Socket




Part #	Size
EP100-006	3/8"
EP100-008	1/2"
EP100-010	3/4"
EP100-012	1"

CSA HOSE ASSEMBLIES & QD'S
As above with 2 Piece QD Installed




Part #	Hose Length
EP28120-6QD	10'
EP28144-6QD	12'
EP28180-6QD	15'
EP28240-6QD	20'
EP28300-6QD	25'

QUICK DISCONNECT
Plug



Part #	Size
EP100-506	3/8"
EP100-508	1/2"
EP100-510	3/4"
EP100-512	1"

PROPANE BBQ REGULATORS
1/4" FP Inlet x 3/8" FP Outlet



Part #	BTU Rating
EP60X60	140,000

GAS OUTLET BOX
Approved For Indoor and Outdoor Use



Part #	Description
EPGO101-5G	Grey
EPGO101-5W	White

**REGULATOR KITS
SNMPOLXFHW x 3/8" FP Outlet**



Part #	BTU Rating
EP60X60A	140,000

**GREEN FQCC
Inlet x 3/8" FP Outlet**



Part #	Description
EP60X60B	140,000

**REGULATOR KITS
SNMPOLXFHW x 3/8" FSAE Hose Outlet**



Part #	Hose Length
EP60X60C	20"
EP60X60D	24"
EP60X60E	30"
EP60X60F	36"
EP60X60G	48"

**GREEN FQCC
Inlet x 3/8" FSAE Hose Outlet**



Part #	Hose Length
EP60X60H	20"
EP60X60I	24"
EP60X60J	30"
EP60X60K	36"
EP60X60L	48"

FQCC BTU Ratings

Black - 110,000 BTU (for grills and smaller appliances)
Green - 250,000 BTU (for RVs and larger appliances)

**VAPOUR BALL VALVES
Brass Full Port, 600 WOG, CSA**



Part #	Size
BV-025BRN	1/4"
BV-038BRN	3/8"
BV-050BRN	1/2"
BV-075BRN	3/4"
BV-100BRN	1"
BV-125BRN	1-1/4"
BV-150BRN	1-1/2"
BV-200BRN	2"

PRO-DOPE
Teflon Based



Part #	Desc.	Case Qty.
EPPD250BT	250 ml Brush Top	25
EPPD500BT	500 ml Brush Top	12
EPPD1L	1 Litre	12

MASTERS METALLIC
Lead Based



Part #	Desc.	Case Qty.
EPCP250BT	250 ml Brush Top	25
EPCP1L	1 Litre	6

MASTERS
NON-METALLIC



Part #	Desc.	Case Qty.
EPMT2	59 ml Tube	20
EPNM250BT	250 ml Brush Top	25
EPNM1L	1 Litre	12

ORANGE T-TAPE



Part #	Desc.	Case Qty.
EPTOA260	1/4" x 260" Roll	12

YELLOW T-TAPE



Part #	Desc.	Case Qty.
EPTYB260	1/2" x 260" Roll	24
EPTYB480	1/2" x 480" Roll	24

LEAK DETECTOR SOLUTION
(PINK)



Part #	Desc.	Case Qty.
EPLD227P	227 ml Applicator	20
EPLD500P	500 ml Spray Bottle	12
EPLD4LP	4 Litre Jug	4
EPLD20LP	20 Litre Pail	1

VALUHEAT

Insulated and Non-Insulated
EnviroDuct®

APPLICATIONS

- Portable heater ducting with moderately high heat content

FEATURES

- Durable heavy gauge fabric composition prevents odor and smoke expulsion at high temperatures.
- Tear-resistant fabric, UV stabilization, and mold/mildew inhibitors for rigorous outdoor applications
- Used for both blowing and exhausting
- Flame resistant in accordance with UL94VTM-O
- Sewn construction for greater structural integrity
- Private branding available upon request

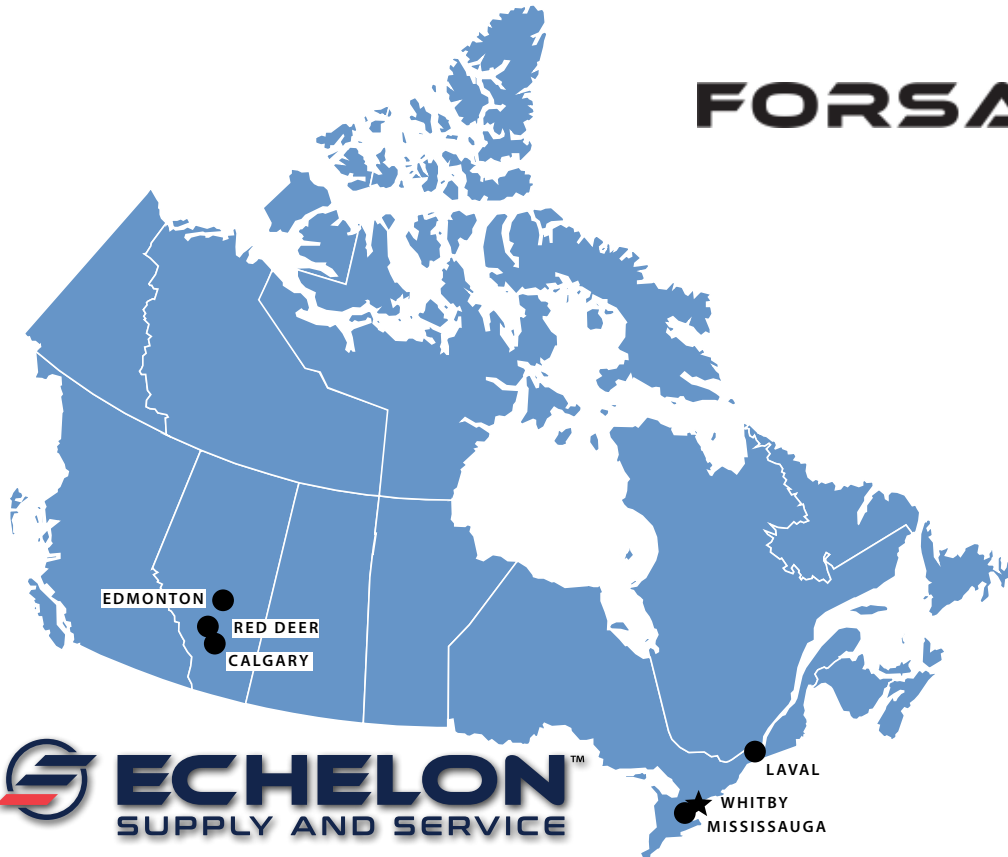


Ducting (With Silicone Starter Strip) -60°F - 375°F

Part No.	Length	Description	List Price
EPJETSOX-12N-12-DE	12FT	12"x12' JETSOX M/F PINLOCK -STORAGE STRAP	235.00
EPJETFLEXLT-12N-25-DE	25FT	12"x25' JETFLEXLT M/F PINLOCK -STORAGE STRAP	491.00

- End Types Available:
- A - Belt & Buckle cuff
 - B - Wire rope coupling
 - C - Screw clamp cuff
 - D - Pinlock coupling
 - E - Pinlock slot coupling
 - F - Soft cuff
 - G - J-Slot couplings

FORSAFLEX



Locations



Ontario

ca.sales@echelonsupply.com
1700 McEwen Drive
Whitby, Ontario L1N 0A2
Phone: (905) 686-4071

MississaugaSales@echelonsupply.com
6200 Kennedy Rd, Unit 3
Mississauga, Ontario L5T 2Z1
Phone: (905) 564-6888



Quebec

LavalSales@echelonsupply.com
4160 Boul Industriel
Laval, Quebec H7L6H1
Phone: (450) 975-7677



Alberta

EdmontonSales@echelonsupply.com
8440 Roper Rd. N.W.
Edmonton, Alberta T6E 6W4
Phone: (780) 468-1234

RedDeerSales@echelonsupply.com
4-7659 Edgar Industrial Drive
Red Deer, Alberta T4P 3R2
Phone: (403) 342-1162

CalgarySales@echelonsupply.com
6027 79 Avenue SE, Unit 2121
Calgary, Alberta T2C 5P1
Phone: (403) 726-6824



sales@echelonsupply.com
www.echelonsupply.com