

## PIPE PICTORIAL INDEX

Black Pipe					
M100  FEMALE ELBOW	M101  FEMALE TEE	M102  FEMALE CROSS	M103  WELDABLE FULL COUPLING	M104  GROUND JOINT UNION	M105  FEMALE ELBOW
M107  MALLEABLE COUPLING	M108  FEMALE CAP	M109  MALE PLUG	M110  REDUCING BUSHING	M112  CLOSE NIPPLE	M113  LONG NIPPLE
M114  WELDABLE HALF COUPLING	M116  90° STREET ELBOW	M119  REDUCING COUPLING	M124  45° STREET ELBOW	FLT150 / FLT125  THREADED FLANGE	FLG  FLANGE GASKET
FL-BK  FLANGE KIT	HUT  HAMMER UNION	 FLANGE REDUCER (THIN)	 FLANGE REDUCER (THICK)	 FLANGE 45°	 FLANGE 90°

### M - SCH 40

M100-16 1" 90° Degree SCH 40 Elbow

### G - Galvanized

G100-16 1" 90° Degree Galvanized Elbow

### MH - SCH 80

MH100-16 1" 90° Degree SCH 80 Elbow

### S - Stainless

S100-16 SS 1" 90° Degree SCH 40 Elbow

### MX - 3000 lbs

MX100-16 1" 90° Degree 3000 lbs Elbow

BECAUSE WE CONTINUALLY EXAMINE WAYS TO IMPROVE OUR PRODUCTS, WE RESERVE THE RIGHT TO ALTER SPECIFICATIONS WITHOUT NOTICE.

## PIPE FITTINGS - BLACK IRON SCH 40

**M100**

**FEMALE 90° ELBOW**



Part Number	Size
M100-2	1/8"
M100-4	1/4"
M100-6	3/8"
M100-8	1/2"
M100-12	3/4"
M100-16	1"
M100-20	1-1/4"
M100-24	1-1/2"
M100-32	2"
M100-40	2-1/2"
M100-48	3"
M100-64	4"
M100-96	6"

**M101**

**FEMALE TEE**



Part Number	Size
M101-2	1/8"
M101-4	1/4"
M101-6	3/8"
M101-8	1/2"
M101-12	3/4"
M101-16	1"
M101-20	1-1/4"
M101-24	1-1/2"
M101-32	2"
M101-40	2-1/2"
M101-48	3"
M101-64	4"
M101-96	6"

**M102**

**FEMALE CROSS**



Part Number	Size
M102-4	1/4"
M102-6	3/8"
M102-8	1/2"
M102-12	3/4"
M102-16	1"
M102-20	1-1/4"
M102-24	1-1/2"
M102-32	2"
M102-40	2-1/2"
M102-48	3"
M102-64	4"

**M103**

**WELDABLE FULL COUPLINGS**



Part Number	Size
M103-2	1/8"
M103-4	1/4"
M103-6	3/8"
M103-8	1/2"
M103-12	3/4"
M103-16	1"
M103-20	1-1/4"
M103-24	1-1/2"
M103-32	2"
M103-40	2-1/2"
M103-48	3"
M103-64	4"
M103-96	6"

BECAUSE WE CONTINUALLY EXAMINE WAYS TO IMPROVE OUR PRODUCTS, WE RESERVE THE RIGHT TO ALTER SPECIFICATIONS WITHOUT NOTICE.

## PIPE FITTINGS - BLACK IRON SCH 40

**M104**



**GROUND JOINT UNION**

Part Number	Size
M104-4	1/4"
M104-6	3/8"
M104-8	1/2"
M104-12	3/4"
M104-16	1"
M104-20	1-1/4"
M104-24	1-1/2"
M104-32	2"
M104-48	3"
M104-64	4"

**M105**



**FEMALE 45° ELBOW**

Part Number	Size
M105-2	1/8"
M105-4	1/4"
M105-6	3/8"
M105-8	1/2"
M105-12	3/4"
M105-16	1"
M105-20	1-1/4"
M105-24	1-1/2"
M105-32	2"
M105-40	2-1/2"
M105-48	3"
M105-64	4"

**M107**



**MALLEABLE COUPLINGS**

Part Number	Size
M107-2	1/8"
M107-4	1/4"
M107-6	3/8"
M107-8	1/2"
M107-12	3/4"
M107-16	1"
M107-20	1-1/4"
M107-24	1-1/2"
M107-32	2"
M107-40	2-1/2"
M107-48	3"
M107-64	4"
M107-96	6"

**M108**



**FEMALE CAPS**

Part Number	Size
M108-2	1/8"
M108-4	1/4"
M108-6	3/8"
M108-8	1/2"
M108-12	3/4"
M108-16	1"
M108-20	1-1/4"
M108-24	1-1/2"
M108-32	2"
M108-40	2-1/2"
M108-48	3"
M108-64	4"
M108-96	6"

BECAUSE WE CONTINUALLY EXAMINE WAYS TO IMPROVE OUR PRODUCTS, WE RESERVE THE RIGHT TO ALTER SPECIFICATIONS WITHOUT NOTICE.

## PIPE FITTINGS - BLACK IRON SCH 40

### M109



### MALE PLUGS

Part Number	Size
M109-2	1/8"
M109-4	1/4"
M109-6	3/8"
M109-8	1/2"
M109-12	3/4"
M109-16	1"
M109-20	1-1/4"
M109-24	1-1/2"
M109-32	2"
M109-40	2-1/2"
M109-48	3"
M109-64	4"

### M110



### REDUCING BUSHING

Part Number	Size	
	Male	Female
M110-4A	1/4"	1/8"
M110-6A	3/8"	1/8"
M110-6B	3/8"	1/4"
M110-8B	1/2"	1/4"
M110-8C	1/2"	3/8"
M110-12B	3/4"	1/4"
M110-12C	3/4"	3/8"
M110-12D	3/4"	1/2"
M110-16B	1"	1/4"
M110-16C	1"	3/8"
M110-16D	1"	1/2"
M110-16E	1"	3/4"
M110-20D	1-1/4"	1/2"
M110-20E	1-1/4"	3/4"
M110-20F	1-1/4"	1"
M110-24G	1-1/2"	1-1/4"
M110-24F	1-1/2"	1"
M110-24G	1-1/2"	1-1/4"
M110-32E	2"	3/4"
M110-32F	2"	1"
M110-32G	2"	1-1/4"
M110-32H	2"	1-1/2"
M110-40F	2-1/2"	1"
M110-40G	2-1/2"	1-1/4"
M110-40H	2-1/2"	1-1/2"
M110-40I	2-1/2"	2"
M110-48I	3"	2"
M110-48J	3"	2-1/2"
M110-64F	4"	1"
M110-64H	4"	1-1/2"
M110-64I	4"	2"
M110-64K	4"	3"
M110-96I	6"	2"
M110-96K	6"	3"
M110-96L	6"	4"
M110-128M	8"	6"

### M112



### THREADED NIPPLE

Part Number	Pipe Size	Length
M112-2	1/8"	Close
M112-4	1/4"	Close
M112-6	3/8"	Close
M112-8	1/2"	Close
M112-12	3/4"	Close
M112-16	1"	Close
M112-20	1-1/4"	Close
M112-24	1-1/2"	Close
M112-32	2"	Close
M112-40	2-1/2"	Close
M112-48	3"	Close
M112-64	4"	Close
M112-96	6"	Close
M112-128	8"	Close

BECAUSE WE CONTINUALLY EXAMINE WAYS TO IMPROVE OUR PRODUCTS, WE RESERVE THE RIGHT TO ALTER SPECIFICATIONS WITHOUT NOTICE.

## PIPE FITTINGS - BLACK IRON SCH 40

**M113**



**THREADED NIPPLE**

Part Number	Pipe Size	Length
M113-2X1.5	1/8"	1-1/2"
M113-2X2	1/8"	2"
M113-2X2.5	1/8"	2-1/2"
M113-2X3	1/8"	3"
M113-2X3.5	1/8"	3-1/2"
M113-2X4	1/8"	4"
M113-2X4.5	1/8"	4-1/2"
M113-2X5	1/8"	5"
M113-2X5.5	1/8"	5-1/2"
M113-2X6	1/8"	6"
M113-4X1.5	1/4"	1-1/2"
M113-4X2	1/4"	2"
M113-4X2.5	1/4"	2-1/2"
M113-4X3	1/4"	3"
M113-4X3.5	1/4"	3-1/2"
M113-4X4	1/4"	4"
M113-4X4.5	1/4"	4-1/2"
M113-4X5	1/4"	5"
M113-4X5.5	1/4"	5-1/2"
M113-4X6	1/4"	6"
M113-6X1.5	3/8"	1-1/2"
M113-6X2	3/8"	2"
M113-6X2.5	3/8"	2-1/2"
M113-6X3	3/8"	3"
M113-6X3.5	3/8"	3-1/2"
M113-6X4	3/8"	4"
M113-6X4.5	3/8"	4-1/2"
M113-6X5	3/8"	5"
M113-6X5.5	3/8"	5-1/2"
M113-6X6	3/8"	6"

**THREADED NIPPLE**

Part Number	Pipe Size	Length
M113-8X1.5	1/2"	1-1/2"
M113-8X2	1/2"	2"
M113-8X2.5	1/2"	2-1/2"
M113-8X3	1/2"	3"
M113-8X3.5	1/2"	3-1/2"
M113-8X4	1/2"	4"
M113-8X4.5	1/2"	4-1/2"
M113-8X5	1/2"	5"
M113-8X5.5	1/2"	5-1/2"
M113-8X6	1/2"	6"
M113-12X1.5	3/4"	1-1/2"
M113-12X2	3/4"	2"
M113-12X2.5	3/4"	2-1/2"
M113-12X3	3/4"	3"
M113-12X3.5	3/4"	3-1/2"
M113-12X4	3/4"	4"
M113-12X4.5	3/4"	4-1/2"
M113-12X5	3/4"	5"
M113-12X5.5	3/4"	5-1/2"
M113-12X6	3/4"	6"
M113-16X2	1"	2"
M113-16X2.5	1"	2-1/2"
M113-16X3	1"	3"
M113-16X3.5	1"	3-1/2"
M113-16X4	1"	4"
M113-16X4.5	1"	4-1/2"
M113-16X5	1"	5"
M113-16X5.5	1"	5-1/2"
M113-16X6	1"	6"

BECAUSE WE CONTINUALLY EXAMINE WAYS TO IMPROVE OUR PRODUCTS, WE RESERVE THE RIGHT TO ALTER SPECIFICATIONS WITHOUT NOTICE.

## PIPE FITTINGS - BLACK IRON SCH 40

### M113



#### THREADED NIPPLE

Part Number	Pipe Size	Length
M113-20X2	1-1/4"	2"
M113-20X2.5	1-1/4"	2-1/2"
M113-20X3	1-1/4"	3"
M113-20X3.5	1-1/4"	3-1/2"
M113-20X4	1-1/4"	4"
M113-20X4.5	1-1/4"	4-1/2"
M113-20X5	1-1/4"	5"
M113-20X5.5	1-1/4"	5-1/2"
M113-20X6	1-1/4"	6"
M113-24X2	1-1/2"	2"
M113-24X2.5	1-1/2"	2-1/2"
M113-24X3	1-1/2"	3"
M113-24X3.5	1-1/2"	3-1/2"
M113-24X4	1-1/2"	4"
M113-24X4.5	1-1/2"	4-1/2"
M113-24X5	1-1/2"	5"
M113-24X5.5	1-1/2"	5-1/2"
M113-24X6	1-1/2"	6"
M113-32X2.5	2"	2-1/2"
M113-32X3	2"	3"
M113-32X3.5	2"	3-1/2"
M113-32X4	2"	4"
M113-32X4.5	2"	4-1/2"
M113-32X5	2"	5"
M113-32X5.5	2"	5-1/2"
M113-32X6	2"	6"

#### THREADED NIPPLE

Part Number	Pipe Size	Length
M113-40X3	2-1/2"	3"
M113-40X3.5	2-1/2"	3-1/2"
M113-40X4	2-1/2"	4"
M113-40X4.5	2-1/2"	4-1/2"
M113-40X5	2-1/2"	5"
M113-40X5.5	2-1/2"	5-1/2"
M113-40X6	2-1/2"	6"
M113-48X3	3"	3"
M113-48X3.5	3"	3-1/2"
M113-48X4	3"	4"
M113-48X4.5	3"	4-1/2"
M113-48X5	3"	5"
M113-48X5.5	3"	5-1/2"
M113-48X6	3"	6"
M113-64X4.0	4"	4"
M113-64X4.5	4"	4-1/2"
M113-64X5	4"	5"
M113-64X5.5	4"	5-1/2"
M113-64X6	4"	6"
M113-96X6	6"	6"
M113-96X8	6"	8"
M113-96X12	6"	12"

### M114



#### WELDABLE HALF COUPLINGS

Part Number	Size
M114-2	1/8"
M114-4	1/4"
M114-6	3/8"
M114-8	1/2"
M114-12	3/4"
M114-16	1"

#### WELDABLE HALF COUPLINGS

Part Number	Size
M114-20	1-1/4"
M114-24	1-1/2"
M114-32	2"
M114-40	2-1/2"
M114-48	3"
M114-64	4"

BECAUSE WE CONTINUALLY EXAMINE WAYS TO IMPROVE OUR PRODUCTS, WE RESERVE THE RIGHT TO ALTER SPECIFICATIONS WITHOUT NOTICE.

## PIPE FITTINGS - BLACK IRON SCH 40

### M116



#### STREET ELBOW

Part Number	Size
M116-2	1/8"
M116-4	1/4"
M116-6	3/8"
M116-8	1/2"
M116-12	3/4"
M116-16	1"
M116-20	1-1/4"
M116-24	1-1/2"
M116-32	2"
M116-40	2-1/2"
M116-48	3"
M116-64	4"

### M119



#### REDUCING COUPLING

Part Number	Size	
	Female	Female
M119-4A	1/4"	1/8"
M119-6A	3/8"	1/8"
M119-6B	3/8"	1/4"
M119-8A	1/2"	1/8"
M119-8B	1/2"	1/4"
M119-8C	1/2"	3/8"
M119-12B	3/4"	1/4"
M119-12C	3/4"	3/8"
M119-12D	3/4"	1/2"
M119-16B	1"	1/4"
M119-16C	1"	3/8"
M119-16D	1"	1/2"
M119-16E	1"	3/4"
M119-20B	1-1/4"	1/4"
M119-20C	1-1/4"	3/8"
M119-20D	1-1/4"	1/2"
M119-20E	1-1/4"	3/4"
M119-20F	1-1/4"	1"
M119-24D	1-1/2"	1/2"
M119-24E	1-1/2"	3/4"
M119-24F	1-1/2"	1"
M119-24G	1-1/2"	1-1/4"
M119-32E	2"	3/4"
M119-32F	2"	1"
M119-32G	2"	1-1/4"
M119-32H	2"	1-1/2"
M119-40F	2-1/2"	1"
M119-40G	2-1/2"	1-1/4"
M119-40H	2-1/2"	1-1/2"
M119-40I	2-1/2"	2"
M119-48G	3"	1-1/4"
M119-48H	3"	1-1/2"
M119-48I	3"	2"
M119-48J	3"	2-1/2"
M119-64I	4"	2"
M119-64J	4"	2-1/2"
M119-64K	4"	3"

### M124



#### 45° STREET ELBOW

Part Number	Size
M124-2	1/8"
M124-4	1/4"
M124-6	3/8"
M124-8	1/2"
M124-12	3/4"
M124-16	1"
M124-20	1-1/4"
M124-24	1-1/2"
M124-32	2"
M124-40	2-1/2"
M124-48	3"

#### TEFLON TAPE



Description	Part Number
1/2" White Teflon Tape	TFT-008
1/2" Pink Teflon Tape	PTT-008

BECAUSE WE CONTINUALLY EXAMINE WAYS TO IMPROVE OUR PRODUCTS, WE RESERVE THE RIGHT TO ALTER SPECIFICATIONS WITHOUT NOTICE.

## PIPE FITTINGS - FLANGE



**THREADED 150 lbs STEEL FLANGE (RAISED FACE)**

Size	Part Number
1-½"	FLT150-150
2"	FLT150-200
3"	FLT150-300
4"	FLT150-400
6"	FLT150-600
8"	FLT150-800
10"	FLT150-1000
12"	FLT150-1200

For 316 stainless add suffix -S6.



**THREADED 300 lbs STEEL FLANGE (RAISED FACE)**

Size	Part Number
1-½"	FLT300-150
2"	FLT300-200
3"	FLT300-300
4"	FLT300-400
6"	FLT300-600
8"	FLT300-800
10"	FLT300-1000
12"	FLT300-1200

For 316 stainless add suffix -S6.



**FLOATING / LAP JOINT 150 lbs FLANGE**

Size	Part Number
2"	FLLJ150-200
3"	FLLJ150-300
4"	FLLJ150-400
6"	FLLJ150-600
8"	FLLJ150-800
10"	FLLJ150-1000
12"	FLLJ150-1200

For 316 stainless add suffix -S6.



**FLOATING / LAP JOINT 300 lbs FLANGE**

Size	Part Number
2"	FLLJ300-200
3"	FLLJ300-300
4"	FLLJ300-400
6"	FLLJ300-600
8"	FLLJ300-800
10"	FLLJ300-1000
12"	FLLJ300-1200

For 316 stainless add suffix -S6.



**THREADED 125 lbs CAST FLANGE (FLAT FACE)**

Size	Part Number
1-½"	FLT125-150
2"	FLT125-200
2-½"	FLT125-250
3"	FLT125-300
4"	FLT125-400
5"	FLT125-500
6"	FLT125-600

BECAUSE WE CONTINUALLY EXAMINE WAYS TO IMPROVE OUR PRODUCTS, WE RESERVE THE RIGHT TO ALTER SPECIFICATIONS WITHOUT NOTICE.



# Pipe & Hammer Unions



**Red SBR  
Flange Gasket**



**Abestos Free  
Fiber Gasket**



**Metal Ring  
Flange Gasket**



**150 lbs Flange  
Bolt Kit**

Size	Part Number			Part Number
1-1/2"	FLG-150-RS	FLG-150-FG	FLG-150-MG	FL-150-BK
2"	FLG-200-RS	FLG-200-FG	FLG-200-MG	FL-200-BK
3"	FLG-300-RS	FLG-300-FG	FLG-300-MG	FL-300-BK
4"	FLG-400-RS	FLG-400-FG	FLG-400-MG	FL-400-BK
6"	FLG-600-RS	FLG-600-FG	FLG-600-MG	FL-600-BK
8"	FLG-800-RS	FLG-800-FG	FLG-800-MG	FL-800-BK
10"	FLG-1000-RS	FLG-1000-FG	FLG-1000-MG	FL-1000-BK
12"	FLG-1200-RS	FLG-1200-FG	FLG-1200-MG	FL-1200-BK



**WELDED FLANGE REDUCERS (THIN)**

Part Number	Size & Description
FLWR-4030	4" x 3" Flange Reducer Plate
FLWR-6040	6" x 4" Flange Reducer Plate
FLWR-8060	8" x 6" Flange Reducer Plate
FLWR-1080	10" x 8" Flange Reducer Plate
FLWR-1210	12" x 10" Flange Reducer Plate



**CAST 150lbs FLANGE REDUCERS (THICK)**

Part Number	Size & Description
FLCR-4030	4" x 3" Flange Reducer
FLCR-6040	6" x 4" Flange Reducer
FLCR-8060	8" x 6" Flange Reducer
FLCR-1080	10" x 8" Flange Reducer
FLCR-1210	12" x 10" Flange Reducer



**FLANGE 45°**

Part Number	Size & Description
FLEL45-4040	4" Flange 45° Elbow
FLEL45-6060	6" Flange 45° Elbow
FLEL45-8080	8" Flange 45° Elbow
FLEL45-1010	10" Flange 45° Elbow
FLEL45-1212	12" Flange 45° Elbow









**FLANGE 90°**

Part Number	Size & Description
FLEL90-4040	4" Flange 90° Elbow
FLEL90-6060	6" Flange 90° Elbow
FLEL90-8080	8" Flange 90° Elbow
FLEL90-1010	10" Flange 90° Elbow
FLEL90-1212	12" Flange 90° Elbow

BECAUSE WE CONTINUALLY EXAMINE WAYS TO IMPROVE OUR PRODUCTS, WE RESERVE THE RIGHT TO ALTER SPECIFICATIONS WITHOUT NOTICE.

## HAMMER UNIONS

### PRESSURE KEY

Series	Assembly Colour Key	PSI
100		1000
200		2000
206		2000
602		9000
1002		15000
1502		22500

**Caution:** Mismatching components of one series with another (i.e. series 602 with series 1502) can lead to destruction of property, serious bodily injury or death.



Figure 206

Thread Size	Part Number
1"	HUT206-100
2"	HUT206-200
3"	HUT206-300
4"	HUT206-400
6"	HUT206-600
8"	HUT206-800



Figure 602

Thread Size	Part Number
1"	HUT602-100
1-1/2"	HUT602-150
2"	HUT602-200
3"	HUT602-300
4"	HUT602-400



Figure 100

Thread Size	Part Number
2"	HUT100-200
2-1/2"	HUT100-250
3"	HUT100-300
4"	HUT100-400
6"	HUT100-600
8"	HUT100-800



Figure 1002

Thread Size	Part Number
2"	HUT1002-200
3"	HUT1002-300
4"	HUT1002-400



Figure 200

Thread Size	Part Number
1"	HUT200-100
1-1/4"	HUT200-125
1-1/2"	HUT200-150
2"	HUT200-200
2-1/2"	HUT200-250
3"	HUT200-300
4"	HUT200-400
6"	HUT200-600
8"	HUT200-800



Figure 1502

Thread Size	Part Number
1"	HUT502-100
2"	HUT502-200
3"	HUT502-300

BECAUSE WE CONTINUALLY EXAMINE WAYS TO IMPROVE OUR PRODUCTS, WE RESERVE THE RIGHT TO ALTER SPECIFICATIONS WITHOUT NOTICE.