

QST Series - Straight Through

Coupler



Male

Female

Nipple



Male

Female

Features

- -22°F to +250°F (-30°C to +125°C)
- Connection: Sleeve Retraction
- Disconnection: Sleeve Retraction
- Connect Under Pressure: Not Allowed

Applications

- High pressure water and steam washers
- Other applications where high flow is necessary


Interchange

- Parker ST
- Foster FST
- Hansen ST
- Dixon E

PERFORMANCE SPECIFICATIONS (PSI)


BODY SIZE	304 STAINLESS	BRASS
1/4"	6,000	5,000
3/8"	5,000	4,000
1/2"	5,000	3,000
3/4"	3,000	1,700
1"	1,700	1,700
1-1/4"	2,000	1,700
1-1/2"	2,000	1,400
2"	2,000	1,400

QST Series - Straight Through - Coupler



COUPLER - FEMALE

BODY SIZE	THREAD SIZE	304 STAINLESS	BRASS	DIMENSIONS (IN)		
				A	B	H1
1/4"	1/4" - Female - NPT	QSTC44FP-SS	QSTC44FP-BR	1.40	0.96	0.81
3/8"	3/8" - Female - NPT	QSTC66FP-SS	QSTC66FP-BR	1.60	1.13	1.00
1/2"	1/2" - Female - NPT	QSTC88FP-SS	QSTC88FP-BR	1.96	1.27	1.13
3/4"	3/4" - Female - NPT	QSTC1212FP-SS	QSTC1212FP-BR	2.10	1.65	1.50
1"	1" - Female - NPT	QSTC1616FP-SS	QSTC1616FP-BR	2.36	2.02	1.75
1-1/4"	1-1/4" - Female - NPT	--	QSTC2020FP-BR	2.36	2.59	2.25
1-1/2"	1-1/4" - Female - NPT	--	QSTC2424FP-BR	2.89	3.18	2.75
2"	2" - Female - NPT	--	QSTC3232FP-BR	3.00	4.04	3.50




COUPLER - MALE

BODY SIZE	THREAD SIZE	304 STAINLESS	BRASS	DIMENSIONS (IN)		
				A	B	H1
1/4"	1/4" - Male - NPT	QSTC44MP-SS	QSTC44MP-BR	1.66	0.96	0.81
3/8"	3/8" - Male - NPT	QSTC66MP-SS	QSTC66MP-BR	1.70	1.13	1.00
1/2"	1/2" - Male - NPT	QSTC88MP-SS	QSTC88MP-BR	2.00	1.27	1.13
3/4"	3/4" - Male - NPT	QSTC1212MP-SS	QSTC1212MP-BR	2.24	1.65	1.50
1"	1" - Male - NPT	QSTC1616MP-SS	QSTC1616MP-BR	2.61	2.02	1.75


BECAUSE WE CONTINUALLY EXAMINE WAYS TO IMPROVE OUR PRODUCTS, WE RESERVE THE RIGHT TO ALTER SPECIFICATIONS WITHOUT NOTICE.

QST Series - Straight Through - Nipple



NIPPLE - FEMALE

BODY SIZE	THREAD SIZE	304 STAINLESS	BRASS	DIMENSIONS (IN)		
				C	D	H2
1/4"	1/4" - Female - NPT	QSTN44FP-SS	QSTN44FP-BR	1.47		0.69
3/8"	3/8" - Female - NPT	QSTN66FP-SS	QSTN66FP-BR	1.60		0.88
1/2"	1/2" - Female - NPT	QSTN88FP-SS	QSTN88FP-BR	1.82		1.00
3/4"	3/4" - Female - NPT	QSTN1212FP-SS	QSTN1212FP-BR	2.05		1.19
1"	1" - Female - NPT	QSTN1616FP-SS	QSTN1616FP-BR	2.36		1.50
1-1/4"	1-1/4" - Female - NPT	---	QSTN2020FP-BR	2.47		2.00
1-1/2"	1-1/4" - Female - NPT	---	QSTN2424FP-BR	2.74		2.25
2"	2" - Female - NPT	---	QSTN3232FP-BR	3.00		2.63



NIPPLE - MALE

BODY SIZE	THREAD SIZE	304 STAINLESS	BRASS	DIMENSIONS (IN)		
				C	D	H2
1/4"	1/4" - Male - NPT	QSTN44MP-SS	QSTN44MP-BR	1.50		0.56
3/8"	3/8" - Male - NPT	QSTN66MP-SS	QSTN66MP-BR	1.69		0.69
1/2"	1/2" - Male - NPT	QSTN88MP-SS	QSTN88MP-BR	1.91		0.88
3/4"	3/4" - Male - NPT	QSTN1212MP-SS	QSTN1212MP-BR	2.25		1.06
1"	1" - Male - NPT	QSTN1616MP-SS	QSTN1616MP-BR	2.45		1.38

QWB Series - Water Blast

Coupler



Nipple



Features

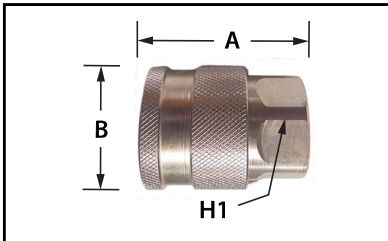
- -22°F to +212°F (-30°C to +100°C)
- Connection: Sleeve Retraction
- Disconnection: Sleeve Retraction
- Connection Under Pressure: Not Allowed
- Max Working Pressure: 10,000 PSI

Applications

- High pressure water blasting
- Bridge/concrete repair
- Ship yards

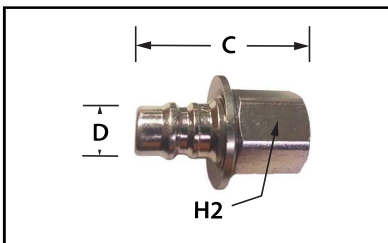
Interchange

- Parker WB
- Eaton FD90
- Snap-Tite 56
- Dixon EA



COUPLER

BODY SIZE	THREAD SIZE	STEEL	DIMENSIONS (IN)		
			A	B	H1
1/2"	3/8" NPT	QWBC86FP	2.20	1.61	1.26
1/2"	1/2" NPT	QWBC88FP	2.20	1.61	1.26



NIPPLE

BODY SIZE	THREAD SIZE	STEEL	DIMENSIONS (IN)		
			C	D	H2
1/2"	3/8" NPT	QWBN86FP	2.35	0.50	1.06
1/2"	1/2" NPT	QWBN88FP	2.35	0.50	1.06

QWG Series - Water Blast

Agriculture

BOP

Flat Face

Multifaster

Screw to Connect

Special

Standard ISO

Water

Coupler



Nipple



Features

- 316 stainless steel
- Screw Type
- Non-Valve
- -4°F to +212°F (-20°C to +100°C)
- Nitrile Seals

Applications


- Waterblast
- Water Jetting
- Bridge/Concrete Repair
- Shipyards

Interchange

- Dixon 4TDF4-SS
- SPIR Star CQD
- Jet Stream Screw Type

COUPLER

BODY SIZE	THREAD SIZE	COUPLER PART NUMBER	MAXIMUM WORKING PRESSURE (PSI)	DIMENSIONS (IN)		
				A	B	H1
1/2"	3/8" NPT	QWGC86FP-SS	15,000	2.91	1.85	1.13
1/2"	1/2" NPT	QWGC88FP-SS	15,000	2.91	1.85	1.13



NIPPLE

BODY SIZE	THREAD SIZE	NIPPLE PART NUMBER	MAXIMUM WORKING PRESSURE (PSI)	DIMENSIONS (IN)		
				C	D	H2
1/2"	3/8" NPT	QWGN86FP-SS	15,000	2.05	0.75	1.63
1/2"	1/2" NPT	QWGN88FP-SS	15,000	2.05	0.75	1.63

